



Proposal - Detailed

Sales Rep Name: Blom, Josh
Sales Rep Phone: 641-621-6358
Sales Rep E-Mail: BlomJM@pella.com
Sales Rep Fax:

Customer Information	Project/Delivery Address	Order Information
Primary Phone: Mobile Phone: Fax Number: E-Mail: Contact Name: Great Plains #: Customer Number: Customer Account:	EPS - GeoFaze Brown Lot # County: Owner Name: Owner Phone:	Quote Name: EPS - GeoFaze Brown Order Number: 640 Quote Number: 14085249 Order Type: Non-Installed Sales Wall Depth: Payment Terms: Tax Code: Cust Delivery Date: None Quoted Date: 5/14/2021 Contracted Date: Booked Date: Customer PO #:

Line #	Location:	Attributes	Qty
--------	-----------	------------	-----

10 A

Pella® Reserve, Traditional, Large Awning, Vent, 59 X 29, Portobello

Qty

27



PK #
2088

Viewed From Exterior

Rough Opening: 59 - 3/4" X 29 - 3/4"

1: Traditional, 5929 Vent Awning

Frame Size: 59 X 29

General Information: Standard, Clad, Pine, 5", 3 11/16", No Certification

Exterior Color / Finish: Painted, Standard Enduraclad, Portobello

Interior Color / Finish: Provincial Stain Interior

Sash / Panel: Putty Glaze, Ogee, Standard

Glass: Insulated Dual Low-E Advanced Low-E Insulating Glass Argon Non High Altitude

Hardware Options: Fold-Away Crank, Oil Rubbed Bronze, No Limited Opening Hardware, No Integrated Sensor, Sill

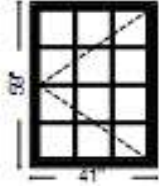
Screen: Full Screen, Wood Wrapped, InView™

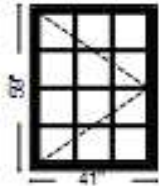
Performance Information: U-Factor 0.29, SHGC 0.23, VLT 0.43, CPD PEL-N-30-13426-00002, Performance Class LC, PG 40, Calculated Positive DP Rating 40, Calculated Negative DP Rating 40, Year Rated 11, Egress Not Applicable

Grille: ILT, No Custom Grille, 7/8", Traditional (4W1H), Putty Glaze, Ogee

Wrapping Information: Foldout Fins, Factory Applied, No Exterior Trim, 7 3/16", 8 1/2", Standard Four Sided Jamb Extension, Factory Applied, Pella Recommended Clearance, Perimeter Length = 176".

For more information regarding the finishing, maintenance, service and warranty of all Pella® products, visit the Pella® website at www.pella.com

Line #	Location:	Attributes	
15	B	Qty	
		1	
		 <p>Viewed From Exterior Rough Opening: 41 - 3/4" X 59 - 3/4"</p>	
	PK # 2088	<p>Pella® Reserve, Traditional, Casement Left, 41 X 59, Portobello</p> <p>1: Traditional, Non-Standard Size Left Casement Frame Size: 41 X 59 General Information: Standard, Clad, Pine, 5", 3 11/16", No Certification Exterior Color / Finish: Painted, Standard Enduraclad, Portobello Interior Color / Finish: Provincial Stain Interior Sash / Panel: Putty Glaze, Ogee, Standard Glass: Insulated Dual Low-E Advanced Low-E Insulating Glass Argon Non High Altitude Hardware Options: Side Pivot Hardware, Fold-Away Crank, Oil Rubbed Bronze, No Window Opening Control Device, No Limited Opening Hardware, No Integrated Sensor Screen: Full Screen, Wood Wrapped, InView™ Performance Information: U-Factor 0.29, SHGC 0.24, VLT 0.43, CPD PEL-N-11-21752-00002, Performance Class LC, PG 40, Calculated Positive DP Rating 40, Calculated Negative DP Rating 40, Year Rated 11, Egress Does not meet typical United States egress, but may comply with local code requirements Grille: ILT, No Custom Grille, 7/8", Traditional (3W4H), Putty Glaze, Ogee Wrapping Information: Foldout Fins, Factory Applied, No Exterior Trim, 7 3/16", 8 1/2", Standard Four Sided Jamb Extension, Factory Applied, Pella Recommended Clearance, Perimeter Length = 200".</p>	

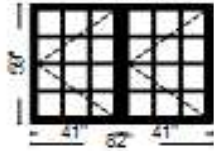
Line #	Location:	Attributes	
20	C	Qty	
		1	
		 <p>Viewed From Exterior Rough Opening: 41 - 3/4" X 59 - 3/4"</p>	
	PK # 2088	<p>Pella® Reserve, Traditional, Casement Right, 41 X 59, Portobello</p> <p>1: Traditional, Non-Standard Size Right Casement Frame Size: 41 X 59 General Information: Standard, Clad, Pine, 5", 3 11/16", No Certification Exterior Color / Finish: Painted, Standard Enduraclad, Portobello Interior Color / Finish: Provincial Stain Interior Sash / Panel: Putty Glaze, Ogee, Standard Glass: Insulated Dual Low-E Advanced Low-E Insulating Glass Argon Non High Altitude Hardware Options: Side Pivot Hardware, Fold-Away Crank, Oil Rubbed Bronze, No Window Opening Control Device, No Limited Opening Hardware, No Integrated Sensor Screen: Full Screen, Wood Wrapped, InView™ Performance Information: U-Factor 0.29, SHGC 0.24, VLT 0.43, CPD PEL-N-11-21752-00002, Performance Class LC, PG 40, Calculated Positive DP Rating 40, Calculated Negative DP Rating 40, Year Rated 11, Egress Does not meet typical United States egress, but may comply with local code requirements Grille: ILT, No Custom Grille, 7/8", Traditional (3W4H), Putty Glaze, Ogee Wrapping Information: Foldout Fins, Factory Applied, No Exterior Trim, 7 3/16", 8 1/2", Standard Four Sided Jamb Extension, Factory Applied, Pella Recommended Clearance, Perimeter Length = 200".</p>	

Line #	Location:	Attributes
--------	-----------	------------

25 D

Pella® Reserve, Traditional, 2-Wide Casement, 82 X 59, PortobelloQty

1

PK #
2088

Viewed From Exterior

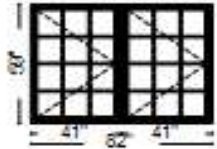
Rough Opening: 82 - 3/4" X 59 - 3/4"**1: Traditional, Non-Standard Size Left Casement****Frame Size:** 41 X 59**General Information:** Standard, Clad, Pine, 5", 3 11/16", No Certification**Exterior Color / Finish:** Painted, Standard Enduraclad, Portobello**Interior Color / Finish:** Provincial Stain Interior**Sash / Panel:** Putty Glaze, Ogee, Standard**Glass:** Insulated Dual Low-E Advanced Low-E Insulating Glass Argon Non High Altitude**Hardware Options:** Side Pivot Hardware, Fold-Away Crank, Oil Rubbed Bronze, No Window Opening Control Device, No Limited Opening Hardware, No Integrated Sensor**Screen:** Full Screen, Wood Wrapped, InView™**Performance Information:** U-Factor 0.29, SHGC 0.24, VLT 0.43, CPD PEL-N-11-21752-00002, Performance Class LC, PG 40, Calculated Positive DP Rating 40, Calculated Negative DP Rating 40, Year Rated 11, Egress Does not meet typical United States egress, but may comply with local code requirements**Grille:** ILT, No Custom Grille, 7/8", Traditional (3W4H), Putty Glaze, Ogee**Vertical Mull 1:** FactoryMull, Standard Joining Mullion, Frame To Frame Width- 0", Mull Design Pressure- 20**2: Traditional, Non-Standard Size Left Casement****Frame Size:** 41 X 59**General Information:** Standard, Clad, Pine, 5", 3 11/16", No Certification**Exterior Color / Finish:** Painted, Standard Enduraclad, Portobello**Interior Color / Finish:** Provincial Stain Interior**Sash / Panel:** Putty Glaze, Ogee, Standard**Glass:** Insulated Dual Low-E Advanced Low-E Insulating Glass Argon Non High Altitude**Hardware Options:** Side Pivot Hardware, Fold-Away Crank, Oil Rubbed Bronze, No Window Opening Control Device, No Limited Opening Hardware, No Integrated Sensor**Screen:** Full Screen, Wood Wrapped, InView™**Performance Information:** U-Factor 0.29, SHGC 0.24, VLT 0.43, CPD PEL-N-11-21752-00002, Performance Class LC, PG 40, Calculated Positive DP Rating 40, Calculated Negative DP Rating 40, Year Rated 11, Egress Does not meet typical United States egress, but may comply with local code requirements**Grille:** ILT, No Custom Grille, 7/8", Traditional (3W4H), Putty Glaze, Ogee**Wrapping Information:** Foldout Fins, Factory Applied, No Exterior Trim, 7 3/16", 8 1/2", Standard Four Sided Jamb Extension, Factory Applied, Pella Recommended Clearance, Perimeter Length = 282".

Line #	Location:	Attributes
--------	-----------	------------

30 E

Pella® Reserve, Traditional, 2-Wide Casement, 82 X 59, Portobello

Qty
1



PK #
2088

Viewed From Exterior

Rough Opening: 82 - 3/4" X 59 - 3/4"

1: Traditional, Non-Standard Size Right Casement

Frame Size: 41 X 59

General Information: Standard, Clad, Pine, 5", 3 11/16", No Certification

Exterior Color / Finish: Painted, Standard Enduraclad, Portobello

Interior Color / Finish: Provincial Stain Interior

Sash / Panel: Putty Glaze, Ogee, Standard

Glass: Insulated Dual Low-E Advanced Low-E Insulating Glass Argon Non High Altitude

Hardware Options: Side Pivot Hardware, Fold-Away Crank, Oil Rubbed Bronze, No Window Opening Control Device, No Limited Opening Hardware, No Integrated Sensor

Screen: Full Screen, Wood Wrapped, InView™

Performance Information: U-Factor 0.29, SHGC 0.24, VLT 0.43, CPD PEL-N-11-21752-00002, Performance Class LC, PG 40, Calculated Positive DP Rating 40, Calculated Negative DP Rating 40, Year Rated 11, Egress Does not meet typical United States egress, but may comply with local code requirements

Grille: ILT, No Custom Grille, 7/8", Traditional (3W4H), Putty Glaze, Ogee

Vertical Mull 1: FactoryMull, Standard Joining Mullion, Frame To Frame Width- 0", Mull Design Pressure- 20

2: Traditional, Non-Standard Size Right Casement

Frame Size: 41 X 59

General Information: Standard, Clad, Pine, 5", 3 11/16", No Certification

Exterior Color / Finish: Painted, Standard Enduraclad, Portobello

Interior Color / Finish: Provincial Stain Interior

Sash / Panel: Putty Glaze, Ogee, Standard

Glass: Insulated Dual Low-E Advanced Low-E Insulating Glass Argon Non High Altitude

Hardware Options: Side Pivot Hardware, Fold-Away Crank, Oil Rubbed Bronze, No Window Opening Control Device, No Limited Opening Hardware, No Integrated Sensor

Screen: Full Screen, Wood Wrapped, InView™

Performance Information: U-Factor 0.29, SHGC 0.24, VLT 0.43, CPD PEL-N-11-21752-00002, Performance Class LC, PG 40, Calculated Positive DP Rating 40, Calculated Negative DP Rating 40, Year Rated 11, Egress Does not meet typical United States egress, but may comply with local code requirements

Grille: ILT, No Custom Grille, 7/8", Traditional (3W4H), Putty Glaze, Ogee


Wrapping Information: Foldout Fins, Factory Applied, No Exterior Trim, 7 3/16", 8 1/2", Standard Four Sided Jamb Extension, Factory Applied, Pella Recommended Clearance, Perimeter Length = 282".

Line #	Location:	Attributes
--------	-----------	------------

35 F

Pella® Reserve, Traditional, 3-Wide Double Hung, 99 X 65, PortobelloQty

12

PK #
2088

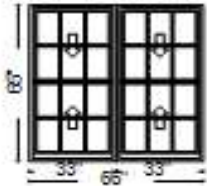
Viewed From Exterior

Rough Opening: 99 - 3/4" X 65 - 3/4"

1: Traditional, 3365 Double Hung, Equal**Frame Size:** 33 X 65**General Information:** Standard, Luxury, Clad, Pine, 5", 3 11/16", No Certification**Exterior Color / Finish:** Painted, Standard Enduraclad, Portobello**Interior Color / Finish:** Provincial Stain Interior**Sash / Panel:** Putty Glaze, Ogee, Standard, No Sash Lugs**Glass:** Insulated Dual Low-E Advanced Low-E Insulating Glass Argon Non High Altitude**Hardware Options:** Spoon-Style Lock, Oil Rubbed Bronze, No Window Opening Control Device, No Limited Opening Hardware, Order Sash Lift, No Integrated Sensor**Screen:** Full Screen, Standard EnduraClad, Portobello, Premium, InView™**Performance Information:** U-Factor 0.29, SHGC 0.25, VLT 0.47, CPD PEL-N-232-00255-00001, Performance Class CW, PG 50, Calculated Positive DP Rating 50, Calculated Negative DP Rating 50, Year Rated 08|11, Egress Meets Typical 5.7 sqft (E) (United States Only)**Grille:** ILT, No Custom Grille, 7/8", Traditional (3W2H / 3W2H), Putty Glaze, Ogee**Vertical Mull 1:** FactoryMull, Standard Joining Mullion, Frame To Frame Width- 0", Mull Design Pressure- 20**2: Traditional, 3365 Double Hung, Equal****Frame Size:** 33 X 65**General Information:** Standard, Luxury, Clad, Pine, 5", 3 11/16", No Certification**Exterior Color / Finish:** Painted, Standard Enduraclad, Portobello**Interior Color / Finish:** Provincial Stain Interior**Sash / Panel:** Putty Glaze, Ogee, Standard, No Sash Lugs**Glass:** Insulated Dual Low-E Advanced Low-E Insulating Glass Argon Non High Altitude**Hardware Options:** Spoon-Style Lock, Oil Rubbed Bronze, No Window Opening Control Device, No Limited Opening Hardware, Order Sash Lift, No Integrated Sensor**Screen:** Full Screen, Standard EnduraClad, Portobello, Premium, InView™**Performance Information:** U-Factor 0.29, SHGC 0.25, VLT 0.47, CPD PEL-N-232-00255-00001, Performance Class CW, PG 50, Calculated Positive DP Rating 50, Calculated Negative DP Rating 50, Year Rated 08|11, Egress Meets Typical 5.7 sqft (E) (United States Only)**Grille:** ILT, No Custom Grille, 7/8", Traditional (3W2H / 3W2H), Putty Glaze, Ogee**Vertical Mull 2:** FactoryMull, Standard Joining Mullion, Frame To Frame Width- 0", Mull Design Pressure- 20**3: Traditional, 3365 Double Hung, Equal****Frame Size:** 33 X 65**General Information:** Standard, Luxury, Clad, Pine, 5", 3 11/16", No Certification**Exterior Color / Finish:** Painted, Standard Enduraclad, Portobello**Interior Color / Finish:** Provincial Stain Interior**Sash / Panel:** Putty Glaze, Ogee, Standard, No Sash Lugs**Glass:** Insulated Dual Low-E Advanced Low-E Insulating Glass Argon Non High Altitude**Hardware Options:** Spoon-Style Lock, Oil Rubbed Bronze, No Window Opening Control Device, No Limited Opening Hardware, Order Sash Lift, No Integrated Sensor**Screen:** Full Screen, Standard EnduraClad, Portobello, Premium, InView™**Performance Information:** U-Factor 0.29, SHGC 0.25, VLT 0.47, CPD PEL-N-232-00255-00001, Performance Class CW, PG 50, Calculated Positive DP Rating 50, Calculated Negative DP Rating 50, Year Rated 08|11, Egress Meets Typical 5.7 sqft (E) (United States Only)**Grille:** ILT, No Custom Grille, 7/8", Traditional (3W2H / 3W2H), Putty Glaze, Ogee**Wrapping Information:** Foldout Fins, Factory Applied, No Exterior Trim, 7 3/16", 8 1/2", Standard Four Sided Jamb Extension, Factory Applied, Pella Recommended Clearance, Perimeter Length = 328".

Line #	Location:	Attributes
--------	-----------	------------

40 G

PK #
2088

Viewed From Exterior

Rough Opening: 66 - 3/4" X 65 - 3/4"

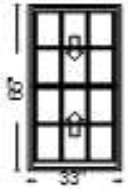
Pella® Reserve, Traditional, 2-Wide Double Hung, 66 X 65, PortobelloQty

4

1: Traditional, 3365 Double Hung, Equal**Frame Size:** 33 X 65**General Information:** Standard, Luxury, Clad, Pine, 5", 3 11/16", No Certification**Exterior Color / Finish:** Painted, Standard Enduraclad, Portobello**Interior Color / Finish:** Provincial Stain Interior**Sash / Panel:** Putty Glaze, Ogee, Standard, No Sash Lugs**Glass:** Insulated Dual Low-E Advanced Low-E Insulating Glass Argon Non High Altitude**Hardware Options:** Spoon-Style Lock, Oil Rubbed Bronze, No Window Opening Control Device, No Limited Opening Hardware, Order Sash Lift, No Integrated Sensor**Screen:** Full Screen, Standard EnduraClad, Portobello, Premium, InView™**Performance Information:** U-Factor 0.29, SHGC 0.25, VLT 0.47, CPD PEL-N-232-00255-00001, Performance Class CW, PG 50, Calculated Positive DP Rating 50, Calculated Negative DP Rating 50, Year Rated 08|11, Egress Meets Typical 5.7 sqft (E) (United States Only)**Grille:** ILT, No Custom Grille, 7/8", Traditional (3W2H / 3W2H), Putty Glaze, Ogee**Vertical Mull 1:** FactoryMull, Standard Joining Mullion, Frame To Frame Width- 0", Mull Design Pressure- 20**2: Traditional, 3365 Double Hung, Equal****Frame Size:** 33 X 65**General Information:** Standard, Luxury, Clad, Pine, 5", 3 11/16", No Certification**Exterior Color / Finish:** Painted, Standard Enduraclad, Portobello**Interior Color / Finish:** Provincial Stain Interior**Sash / Panel:** Putty Glaze, Ogee, Standard, No Sash Lugs**Glass:** Insulated Dual Low-E Advanced Low-E Insulating Glass Argon Non High Altitude**Hardware Options:** Spoon-Style Lock, Oil Rubbed Bronze, No Window Opening Control Device, No Limited Opening Hardware, Order Sash Lift, No Integrated Sensor**Screen:** Full Screen, Standard EnduraClad, Portobello, Premium, InView™**Performance Information:** U-Factor 0.29, SHGC 0.25, VLT 0.47, CPD PEL-N-232-00255-00001, Performance Class CW, PG 50, Calculated Positive DP Rating 50, Calculated Negative DP Rating 50, Year Rated 08|11, Egress Meets Typical 5.7 sqft (E) (United States Only)**Grille:** ILT, No Custom Grille, 7/8", Traditional (3W2H / 3W2H), Putty Glaze, Ogee**Wrapping Information:** Foldout Fins, Factory Applied, No Exterior Trim, 7 3/16", 8 1/2", Standard Four Sided Jamb Extension, Factory Applied, Pella Recommended Clearance, Perimeter Length = 262".

Line #	Location:	Attributes
--------	-----------	------------

45 H



PK #
2088

Viewed From Exterior

Rough Opening: 33 - 3/4" X 65 - 3/4"

Pella® Reserve, Traditional, Double Hung, 33 X 65, Portobello

Qty
1

1: Traditional, 3365 Double Hung, Equal

Frame Size: 33 X 65

General Information: Standard, Luxury, Clad, Pine, 5", 3 11/16", No Certification

Exterior Color / Finish: Painted, Standard Enduraclad, Portobello

Interior Color / Finish: Provincial Stain Interior

Sash / Panel: Putty Glaze, Ogee, Standard, No Sash Lugs

Glass: Insulated Dual Low-E Advanced Low-E Insulating Glass Argon Non High Altitude

Hardware Options: Spoon-Style Lock, Oil Rubbed Bronze, No Window Opening Control Device, No Limited Opening Hardware, Order Sash Lift, No Integrated Sensor

Screen: Full Screen, Standard EnduraClad, Portobello, Premium, InView™

Performance Information: U-Factor 0.29, SHGC 0.25, VLT 0.47, CPD PEL-N-232-00255-00001, Performance Class CW, PG 50, Calculated Positive DP Rating 50, Calculated Negative DP Rating 50, Year Rated 08|11, Egress Meets Typical 5.7 sqft (E) (United States Only)

Grille: ILT, No Custom Grille, 7/8", Traditional (3W2H / 3W2H), Putty Glaze, Ogee

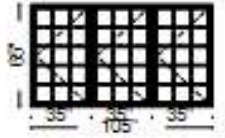
Wrapping Information: Foldout Fins, Factory Applied, No Exterior Trim, 7 3/16", 8 1/2", Standard Four Sided Jamb Extension, Factory Applied, Pella Recommended Clearance, Perimeter Length = 196".

Line #	Location:	Attributes
--------	-----------	------------

50 I

Pella® Reserve, Traditional, 3-Wide Casement, 105 X 65, PortobelloQty

1

PK #
2088

Viewed From Exterior

Rough Opening: 105 - 3/4" X 65 - 3/4"

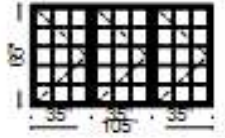
1: Traditional, 3565 Left Casement**Frame Size:** 35 X 65**General Information:** Standard, Clad, Pine, 5", 3 11/16", No Certification**Exterior Color / Finish:** Painted, Standard Enduraclad, Portobello**Interior Color / Finish:** Provincial Stain Interior**Sash / Panel:** Putty Glaze, Ogee, Standard**Glass:** Insulated Dual Low-E Advanced Low-E Insulating Glass Argon Non High Altitude**Hardware Options:** Wash Hinge Hardware, Fold-Away Crank, Oil Rubbed Bronze, No Window Opening Control Device, No Limited Opening Hardware, No Integrated Sensor**Screen:** Full Screen, Wood Wrapped, InView™**Performance Information:** U-Factor 0.29, SHGC 0.24, VLT 0.43, CPD PEL-N-11-21752-00002, Performance Class CW, PG 50, Calculated Positive DP Rating 50, Calculated Negative DP Rating 50, Year Rated 11, Egress Meets Typical 5.7 sqft (E) (United States Only)**Grille:** ILT, No Custom Grille, 7/8", Traditional (3W5H), Putty Glaze, Ogee**Vertical Mull 1:** FactoryMull, Standard Joining Mullion, Frame To Frame Width- 0", Mull Design Pressure- 20**2: Traditional, 3565 Left Casement****Frame Size:** 35 X 65**General Information:** Standard, Clad, Pine, 5", 3 11/16", No Certification**Exterior Color / Finish:** Painted, Standard Enduraclad, Portobello**Interior Color / Finish:** Provincial Stain Interior**Sash / Panel:** Putty Glaze, Ogee, Standard**Glass:** Insulated Dual Low-E Advanced Low-E Insulating Glass Argon Non High Altitude**Hardware Options:** Wash Hinge Hardware, Fold-Away Crank, Oil Rubbed Bronze, No Window Opening Control Device, No Limited Opening Hardware, No Integrated Sensor**Screen:** Full Screen, Wood Wrapped, InView™**Performance Information:** U-Factor 0.29, SHGC 0.24, VLT 0.43, CPD PEL-N-11-21752-00002, Performance Class CW, PG 50, Calculated Positive DP Rating 50, Calculated Negative DP Rating 50, Year Rated 11, Egress Meets Typical 5.7 sqft (E) (United States Only)**Grille:** ILT, No Custom Grille, 7/8", Traditional (3W5H), Putty Glaze, Ogee**Vertical Mull 2:** FactoryMull, Standard Joining Mullion, Frame To Frame Width- 0", Mull Design Pressure- 20**3: Traditional, 3565 Left Casement****Frame Size:** 35 X 65**General Information:** Standard, Clad, Pine, 5", 3 11/16", No Certification**Exterior Color / Finish:** Painted, Standard Enduraclad, Portobello**Interior Color / Finish:** Provincial Stain Interior**Sash / Panel:** Putty Glaze, Ogee, Standard**Glass:** Insulated Dual Low-E Advanced Low-E Insulating Glass Argon Non High Altitude**Hardware Options:** Wash Hinge Hardware, Fold-Away Crank, Oil Rubbed Bronze, No Window Opening Control Device, No Limited Opening Hardware, No Integrated Sensor**Screen:** Full Screen, Wood Wrapped, InView™**Performance Information:** U-Factor 0.29, SHGC 0.24, VLT 0.43, CPD PEL-N-11-21752-00002, Performance Class CW, PG 50, Calculated Positive DP Rating 50, Calculated Negative DP Rating 50, Year Rated 11, Egress Meets Typical 5.7 sqft (E) (United States Only)**Grille:** ILT, No Custom Grille, 7/8", Traditional (3W5H), Putty Glaze, Ogee**Wrapping Information:** Foldout Fins, Factory Applied, No Exterior Trim, 7 3/16", 8 1/2", Standard Four Sided Jamb Extension, Factory Applied, Pella Recommended Clearance, Perimeter Length = 340".

Line #	Location:	Attributes
--------	-----------	------------

55 J

Pella® Reserve, Traditional, 3-Wide Casement, 105 X 65, Portobello**Qty**

1

PK #
2088

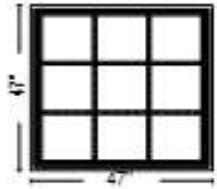
Viewed From Exterior

Rough Opening: 105 - 3/4" X 65 - 3/4"

1: Traditional, 3565 Right Casement**Frame Size:** 35 X 65**General Information:** Standard, Clad, Pine, 5", 3 11/16", No Certification**Exterior Color / Finish:** Painted, Standard Enduraclad, Portobello**Interior Color / Finish:** Provincial Stain Interior**Sash / Panel:** Putty Glaze, Ogee, Standard**Glass:** Insulated Dual Low-E Advanced Low-E Insulating Glass Argon Non High Altitude**Hardware Options:** Wash Hinge Hardware, Fold-Away Crank, Oil Rubbed Bronze, No Window Opening Control Device, No Limited Opening Hardware, No Integrated Sensor**Screen:** Full Screen, Wood Wrapped, InView™**Performance Information:** U-Factor 0.29, SHGC 0.24, VLT 0.43, CPD PEL-N-11-21752-00002, Performance Class CW, PG 50, Calculated Positive DP Rating 50, Calculated Negative DP Rating 50, Year Rated 11, Egress Meets Typical 5.7 sqft (E) (United States Only)**Grille:** ILT, No Custom Grille, 7/8", Traditional (3W5H), Putty Glaze, Ogee**Vertical Mull 1:** FactoryMull, Standard Joining Mullion, Frame To Frame Width- 0", Mull Design Pressure- 20**2: Traditional, 3565 Right Casement****Frame Size:** 35 X 65**General Information:** Standard, Clad, Pine, 5", 3 11/16", No Certification**Exterior Color / Finish:** Painted, Standard Enduraclad, Portobello**Interior Color / Finish:** Provincial Stain Interior**Sash / Panel:** Putty Glaze, Ogee, Standard**Glass:** Insulated Dual Low-E Advanced Low-E Insulating Glass Argon Non High Altitude**Hardware Options:** Wash Hinge Hardware, Fold-Away Crank, Oil Rubbed Bronze, No Window Opening Control Device, No Limited Opening Hardware, No Integrated Sensor**Screen:** Full Screen, Wood Wrapped, InView™**Performance Information:** U-Factor 0.29, SHGC 0.24, VLT 0.43, CPD PEL-N-11-21752-00002, Performance Class CW, PG 50, Calculated Positive DP Rating 50, Calculated Negative DP Rating 50, Year Rated 11, Egress Meets Typical 5.7 sqft (E) (United States Only)**Grille:** ILT, No Custom Grille, 7/8", Traditional (3W5H), Putty Glaze, Ogee**Vertical Mull 2:** FactoryMull, Standard Joining Mullion, Frame To Frame Width- 0", Mull Design Pressure- 20**3: Traditional, 3565 Right Casement****Frame Size:** 35 X 65**General Information:** Standard, Clad, Pine, 5", 3 11/16", No Certification**Exterior Color / Finish:** Painted, Standard Enduraclad, Portobello**Interior Color / Finish:** Provincial Stain Interior**Sash / Panel:** Putty Glaze, Ogee, Standard**Glass:** Insulated Dual Low-E Advanced Low-E Insulating Glass Argon Non High Altitude**Hardware Options:** Wash Hinge Hardware, Fold-Away Crank, Oil Rubbed Bronze, No Window Opening Control Device, No Limited Opening Hardware, No Integrated Sensor**Screen:** Full Screen, Wood Wrapped, InView™**Performance Information:** U-Factor 0.29, SHGC 0.24, VLT 0.43, CPD PEL-N-11-21752-00002, Performance Class CW, PG 50, Calculated Positive DP Rating 50, Calculated Negative DP Rating 50, Year Rated 11, Egress Meets Typical 5.7 sqft (E) (United States Only)**Grille:** ILT, No Custom Grille, 7/8", Traditional (3W5H), Putty Glaze, Ogee**Wrapping Information:** Foldout Fins, Factory Applied, No Exterior Trim, 7 3/16", 8 1/2", Standard Four Sided Jamb Extension, Factory Applied, Pella Recommended Clearance, Perimeter Length = 340".

Line #	Location:	Attributes
--------	-----------	------------

60 K



PK #
2088

Viewed From Exterior

Rough Opening: 47 - 3/4" X 47 - 3/4"

Pella® Reserve, Traditional, Sash Set, Fixed, 47 X 47, Portobello

Qty
1

1: Traditional, 4747 Fixed Sash Set

Frame Size: 47 X 47

General Information: Standard, Clad, Pine, 5", 3 11/16", No Certification

Exterior Color / Finish: Painted, Standard Enduraclad, Portobello

Interior Color / Finish: Provincial Stain Interior

Sash / Panel: Putty Glaze, Ogee, Standard

Glass: Insulated Dual Low-E Advanced Low-E Insulating Glass Argon Non High Altitude

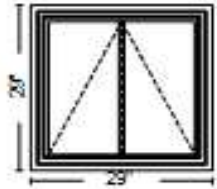
Performance Information: U-Factor 0.28, SHGC 0.27, VLT 0.50, CPD PEL-N-1-53758-00002, Performance Class CW, PG 50, Calculated Positive DP Rating 50, Calculated Negative DP Rating 50, Year Rated 11

Grille: ILT, No Custom Grille, 7/8", Traditional (3W3H), Putty Glaze, Ogee

Wrapping Information: Foldout Fins, Factory Applied, No Exterior Trim, 7 3/16", 8 1/2", Standard Four Sided Jamb Extension, Factory Applied, Pella Recommended Clearance, Perimeter Length = 188".

Line #	Location:	Attributes
--------	-----------	------------

65 L



PK #
2088

Viewed From Exterior

Rough Opening: 29 - 3/4" X 29 - 3/4"

Pella® Reserve, Traditional, Awning, Vent, 29 X 29, Portobello

Qty
2

1: Traditional, 2929 Vent Awning

Frame Size: 29 X 29

General Information: Standard, Clad, Pine, 5", 3 11/16", No Certification

Exterior Color / Finish: Painted, Standard Enduraclad, Portobello

Interior Color / Finish: Provincial Stain Interior

Sash / Panel: Putty Glaze, Ogee, Standard

Glass: Insulated Dual Low-E Advanced Low-E Insulating Glass Argon Non High Altitude

Hardware Options: Wash Hinge Hardware, Fold-Away Crank, Oil Rubbed Bronze, No Limited Opening Hardware, No Integrated Sensor, Right Jamb

Screen: Full Screen, Wood Wrapped, InView™

Performance Information: U-Factor 0.29, SHGC 0.23, VLT 0.43, CPD PEL-N-30-13426-00002, Performance Class CW, PG 50, Calculated Positive DP Rating 50, Calculated Negative DP Rating 50, Year Rated 11, Egress Not Applicable

Grille: ILT, No Custom Grille, 7/8", Traditional (2W1H), Putty Glaze, Ogee

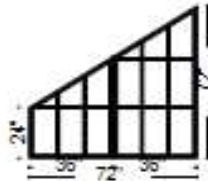
Wrapping Information: Foldout Fins, Factory Applied, No Exterior Trim, 7 3/16", 8 1/2", Standard Four Sided Jamb Extension, Factory Applied, Pella Recommended Clearance, Perimeter Length = 116".

Line #	Location:	Attributes
--------	-----------	------------

70 M

Support Product, 2-Wide Direct Set, 72 X 72, Portobello

Qty
2



PK #
2088

Viewed From Exterior

Rough Opening: 72 - 3/4" X 73 - 1/16

1: 3648 Trapezoid, Facing: Left

Frame Size: 36 X 48 X 24

General Information: Factory Assembled, Standard, Clad, Pine, 5", 3 11/16", No Certification

Exterior Color / Finish: Painted, Standard Enduraclad, Portobello

Interior Color / Finish: Provincial Stain Interior

Glass: Insulated Dual Low-E Advanced Low-E Insulating Glass Argon Non High Altitude

Performance Information: U-Factor 0.30, SHGC 0.29, VLT 0.55, CPD PEL-N-18-02968-00001, Performance Class CW, PG 70, Calculated Positive DP Rating 70, Calculated Negative DP Rating 70, Year Rated 08|11

Grille: ILT, No Custom Grille, 7/8", Traditional (3W2H), Square, Square

Vertical Mull 1: FactoryMull, Reinforcing Plate, Frame To Frame Width- 0", Mull Design Pressure- 20

2: 3672 Trapezoid, Facing: Left

Frame Size: 36 X 72 X 48

General Information: Factory Assembled, Standard, Clad, Pine, 5", 3 11/16", No Certification

Exterior Color / Finish: Painted, Standard Enduraclad, Portobello

Interior Color / Finish: Provincial Stain Interior

Glass: Insulated Dual Low-E Advanced Low-E Insulating Glass Argon Non High Altitude

Performance Information: U-Factor 0.30, SHGC 0.29, VLT 0.55, CPD PEL-N-18-02968-00001, Performance Class CW, PG 45, Calculated Positive DP Rating 45, Calculated Negative DP Rating 45, Year Rated 08|11

Grille: ILT, No Custom Grille, 7/8", Traditional (3W3H), Square, Square

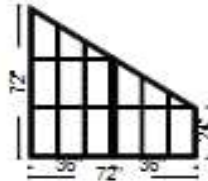
Wrapping Information: Foldout Fins, Factory Applied, No Exterior Trim, 7 3/16", 8 1/2", Standard Four Sided Jamb Extension, Factory Applied, Pella Recommended Clearance, Perimeter Length = 255".

Line #	Location:	Attributes
--------	-----------	------------

75 N

Support Product, 2-Wide Direct Set, 72 X 72, Portobello

Qty
2



PK #
2088

Viewed From Exterior

Rough Opening: 72 - 3/4" X 73 - 1/16"

1: 3672 Trapezoid, Facing: Right

Frame Size: 36 X 72 X 48

General Information: Factory Assembled, Standard, Clad, Pine, 5", 3 11/16", No Certification

Exterior Color / Finish: Painted, Standard Enduraclad, Portobello

Interior Color / Finish: Provincial Stain Interior

Glass: Insulated Dual Low-E Advanced Low-E Insulating Glass Argon Non High Altitude

Performance Information: U-Factor 0.30, SHGC 0.29, VLT 0.55, CPD PEL-N-18-02968-00001, Performance Class CW, PG 45, Calculated Positive DP Rating 45, Calculated Negative DP Rating 45, Year Rated 08|11

Grille: ILT, No Custom Grille, 7/8", Traditional (3W3H), Square, Square

Vertical Mull 1: FactoryMull, Reinforcing Plate, Frame To Frame Width- 0", Mull Design Pressure- 20

2: 3648 Trapezoid, Facing: Right

Frame Size: 36 X 48 X 24

General Information: Factory Assembled, Standard, Clad, Pine, 5", 3 11/16", No Certification

Exterior Color / Finish: Painted, Standard Enduraclad, Portobello

Interior Color / Finish: Provincial Stain Interior

Glass: Insulated Dual Low-E Advanced Low-E Insulating Glass Argon Non High Altitude

Performance Information: U-Factor 0.30, SHGC 0.29, VLT 0.55, CPD PEL-N-18-02968-00001, Performance Class CW, PG 70, Calculated Positive DP Rating 70, Calculated Negative DP Rating 70, Year Rated 08|11

Grille: ILT, No Custom Grille, 7/8", Traditional (3W2H), Square, Square

Wrapping Information: Foldout Fins, Factory Applied, No Exterior Trim, 7 3/16", 8 1/2", Standard Four Sided Jamb Extension, Factory Applied, Pella Recommended Clearance, Perimeter Length = 255".

Line #	Location:	Attributes
--------	-----------	------------

80 O



PK #
2088

Viewed From Exterior

Rough Opening: 72 - 3/4" X 108 - 13/16"

Support Product, 2-Wide Direct Set, 72 X 107.833, Portobello

Qty
2

1: 35.75107.8333 Trapezoid, Facing: Left

Frame Size: 35 3/4 X 107 13/16 X 84

General Information: Factory Assembled, Standard, Clad, Pine, 5", 3 11/16", No Certification

Exterior Color / Finish: Painted, Standard Enduraclad, Portobello

Interior Color / Finish: Provincial Stain Interior

Glass: Insulated Dual Low-E Advanced Low-E Insulating Glass Argon Non High Altitude

Performance Information: U-Factor 0.29, SHGC 0.29, VLT 0.54, CPD PEL-N-18-03016-00001, Performance Class CW, PG 45, Calculated Positive DP Rating 45, Calculated Negative DP Rating 45, Year Rated 08|11

Grille: ILT, No Custom Grille, 7/8", Traditional (3W5H), Square, Square

Vertical Mull 1: FactoryMull, 1/2" mullion for 3-9/16", Mull Design Pressure- 20

2: 35.75107.8333 Trapezoid, Facing: Right

Frame Size: 35 3/4 X 107 13/16 X 84

General Information: Factory Assembled, Standard, Clad, Pine, 5", 3 11/16", No Certification

Exterior Color / Finish: Painted, Standard Enduraclad, Portobello

Interior Color / Finish: Provincial Stain Interior

Glass: Insulated Dual Low-E Advanced Low-E Insulating Glass Argon Non High Altitude

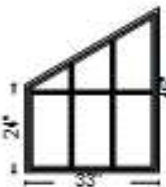
Performance Information: U-Factor 0.29, SHGC 0.29, VLT 0.54, CPD PEL-N-18-03016-00001, Performance Class CW, PG 45, Calculated Positive DP Rating 45, Calculated Negative DP Rating 45, Year Rated 08|11

Grille: ILT, No Custom Grille, 7/8", Traditional (3W5H), Square, Square

Wrapping Information: Foldout Fins, Factory Applied, No Exterior Trim, 7 3/16", 8 1/2", Standard Four Sided Jamb Extension, Factory Applied, Pella Recommended Clearance, Perimeter Length = 327".

Line #	Location:	Attributes
--------	-----------	------------

85 P



PK #
2088

Viewed From Exterior

Rough Opening: 33 - 3/4" X 46"

Support Product, Direct Set, Fixed Frame Trapezoid, 33 X 45, Portobello

Qty
1

1: 3345 Trapezoid, Facing: Left

Frame Size: 33 X 45 X 24

General Information: Factory Assembled, Standard, Clad, Pine, 5", 3 11/16", No Certification

Exterior Color / Finish: Painted, Standard Enduraclad, Portobello

Interior Color / Finish: Provincial Stain Interior

Glass: Insulated Dual Low-E Advanced Low-E Insulating Glass Argon Non High Altitude

Performance Information: U-Factor 0.30, SHGC 0.29, VLT 0.55, CPD PEL-N-18-02968-00001, Performance Class CW, PG 80, Calculated Positive DP Rating 80, Calculated Negative DP Rating 80, Year Rated 08|11

Grille: ILT, No Custom Grille, 7/8", Traditional (3W2H), Square, Square

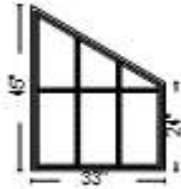
Wrapping Information: Foldout Fins, Factory Applied, No Exterior Trim, 7 3/16", 8 1/2", Standard Four Sided Jamb Extension, Factory Applied, Pella Recommended Clearance, Perimeter Length = 142".

Line #	Location:	Attributes
--------	-----------	------------

90 Q

Support Product, Direct Set, Fixed Frame Trapezoid, 33 X 45, Portobello

Qty
1



PK #
2088

Viewed From Exterior

Rough Opening: 33 - 3/4" X 46"

1: 3345 Trapezoid, Facing: Right

Frame Size: 33 X 45 X 24

General Information: Factory Assembled, Standard, Clad, Pine, 5", 3 11/16", No Certification

Exterior Color / Finish: Painted, Standard Enduraclad, Portobello

Interior Color / Finish: Provincial Stain Interior

Glass: Insulated Dual Low-E Advanced Low-E Insulating Glass Argon Non High Altitude

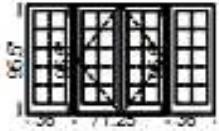
Performance Information: U-Factor 0.30, SHGC 0.29, VLT 0.55, CPD PEL-N-18-02968-00001, Performance Class CW, PG 80, Calculated Positive DP Rating 80, Calculated Negative DP Rating 80, Year Rated 08|11

Grille: ILT, No Custom Grille, 7/8", Traditional (3W2H), Square, Square

Wrapping Information: Foldout Fins, Factory Applied, No Exterior Trim, 7 3/16", 8 1/2", Standard Four Sided Jamb Extension, Factory Applied, Pella Recommended Clearance, Perimeter Length = 142".

Line #	Location:	Attributes
--------	-----------	------------

95 D1



PK #
2088

Viewed From Exterior
Rough Opening: 148" X 96"

Pella® Reserve, Traditional, Inswing Door, Pella® Reserve, Double Inswing Door, Pella® Reserve, Inswing Door, 147.25 X 95.5, Portobello

Qty
1

1: Traditional, 3696 Fixed Inswing Door

Frame Size: 36 X 95 1/2

General Information: Standard, Clad, Pine, 8 1/2", 7 3/16", No Certification, Standard Sill, Bronze Finish Sill, Black Composite Threshold

Exterior Color / Finish: Painted, Standard Enduraclad, Portobello

Interior Color / Finish: Provincial Stain Interior

Sash / Panel: Putty Glaze, Ogee, Standard

Glass: Insulated Dual Tempered Low-E Advanced Low-E Insulating Glass Argon Non High Altitude

Performance Information: U-Factor 0.29, SHGC 0.19, VLT 0.33, CPD PEL-N-218-04199-00001, Performance Class CW, PG 55, Calculated Positive DP Rating 55, Calculated Negative DP Rating 70, Year Rated 11

Grille: ILT, No Custom Grille, 7/8", Traditional (2W5H), Putty Glaze, Ogee

Vertical Mull 1: FieldMull, 2 x 4 Wood Studs, Frame To Frame Width- 2", Mull Design Pressure- 20

2: Traditional, 7296 Active / Passive Double Inswing Door

Frame Size: 71 1/4 X 95 1/2

General Information: Standard, Clad, Pine, 8 1/2", 7 3/16", No Certification, Standard Sill, Bronze Finish Sill, Black Composite Threshold

Exterior Color / Finish: Painted, Standard Enduraclad, Portobello

Interior Color / Finish: Provincial Stain Interior

Sash / Panel: Putty Glaze, Ogee, Standard

Glass: Insulated Dual Tempered Low-E Advanced Low-E Insulating Glass Argon Non High Altitude

Hardware Options: Virago, Oil Rubbed Bronze, Order Handle Set, Multipoint Lock, No Integrated Sensor

Screen: No Screen

Performance Information: U-Factor 0.29, SHGC 0.19, VLT 0.33, CPD PEL-N-218-04199-00001, Performance Class LC, PG 55, Calculated Positive DP Rating 55, Calculated Negative DP Rating 70, Year Rated 11

Grille: ILT, No Custom Grille, 7/8", Traditional (2W5H / 2W5H), Putty Glaze, Ogee

Vertical Mull 2: FieldMull, 2 x 4 Wood Studs, Frame To Frame Width- 2", Mull Design Pressure- 20

3: Traditional, 3696 Fixed Inswing Door

Frame Size: 36 X 95 1/2

General Information: Standard, Clad, Pine, 8 1/2", 7 3/16", No Certification, Standard Sill, Bronze Finish Sill, Black Composite Threshold

Exterior Color / Finish: Painted, Standard Enduraclad, Portobello

Interior Color / Finish: Provincial Stain Interior

Sash / Panel: Putty Glaze, Ogee, Standard

Glass: Insulated Dual Tempered Low-E Advanced Low-E Insulating Glass Argon Non High Altitude

Performance Information: U-Factor 0.29, SHGC 0.19, VLT 0.33, CPD PEL-N-218-04199-00001, Performance Class CW, PG 55, Calculated Positive DP Rating 55, Calculated Negative DP Rating 70, Year Rated 11

Grille: ILT, No Custom Grille, 7/8", Traditional (2W5H), Putty Glaze, Ogee

Wrapping Information: Foldout Fins, Factory Applied, No Exterior Trim, 7 3/16", 8 1/2", Factory Applied, Pella Recommended Clearance, Perimeter Length = 486".

Line #	Location:	Attributes		Qty
100	None Assigned	3 1/2" Interior Spread Mullion, Length: 144, Provincial Stain. Wood Type: Pine		<u>2</u>
	PK #	1: Accessory		
	2088	Frame Size: -1 X -1		
		General Information: Pine, 3 1/2" Interior Spread Mullion		
		Interior Color / Finish: Provincial Stain Interior		
		Wrapping Information: Perimeter Length = 0".		

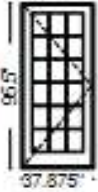
Viewed From Exterior

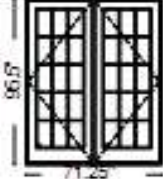
Rough Opening:

Line #	Location:	Attributes		Qty
105	None Assigned	3 1/2" Mullion Cover, Length: 144, Portobello		<u>2</u>
	PK #	1: Accessory		
	2088	Frame Size: -1 X -1		
		General Information: 3 1/2" Mullion Cover		
		Exterior Color / Finish: Painted, Standard Enduraclad, Portobello		
		Wrapping Information: Perimeter Length = 0".		

Viewed From Exterior

Rough Opening:

Line #	Location:	Attributes	
110	D2	Pella® Reserve, Traditional, Inswing Door, Right, 37.875 X 95.5, Portobello	<u>Qty</u> 1
		 <p>Viewed From Exterior Rough Opening: 38 - 5/8" X 96"</p> <p>PK # 2088</p> <p>1: Traditional, 3896 Right Inswing Door Frame Size: 37 7/8 X 95 1/2 General Information: Standard, Clad, Pine, 8 1/2", 7 3/16", No Certification, Standard Sill, Bronze Finish Sill, Black Composite Threshold Exterior Color / Finish: Painted, Standard Enduraclad, Portobello Interior Color / Finish: Provincial Stain Interior Sash / Panel: Putty Glaze, Ogee, Standard Glass: Insulated Dual Tempered Low-E Advanced Low-E Insulating Glass Argon Non High Altitude Hardware Options: Virago, Oil Rubbed Bronze, Order Handle Set, Multipoint Lock, No Integrated Sensor Screen: No Screen Performance Information: U-Factor 0.29, SHGC 0.19, VLT 0.33, CPD PEL-N-218-04199-00001, Performance Class LC, PG 55, Calculated Positive DP Rating 55, Calculated Negative DP Rating 70, Year Rated 11 Grille: ILT, No Custom Grille, 7/8", Traditional (3W6H), Putty Glaze, Ogee Wrapping Information: Foldout Fins, Factory Applied, No Exterior Trim, 7 3/16", 8 1/2", Factory Applied, Pella Recommended Clearance, Perimeter Length = 267".</p>	

Line #	Location:	Attributes	
115	None Assigned	Pella® Reserve, Traditional, Double Inswing Door, Active / Passive, 71.25 X 95.5, Portobello	<u>Qty</u> 1
		 <p>Viewed From Exterior Rough Opening: 72" X 96"</p> <p>PK # 2088</p> <p>1: Traditional, 7296 Active / Passive Double Inswing Door Frame Size: 71 1/4 X 95 1/2 General Information: Standard, Clad, Pine, 8 1/2", 7 3/16", No Certification, Standard Sill, Bronze Finish Sill, Black Composite Threshold Exterior Color / Finish: Painted, Standard Enduraclad, Portobello Interior Color / Finish: Provincial Stain Interior Sash / Panel: Putty Glaze, Ogee, Standard Glass: Insulated Dual Tempered Low-E Advanced Low-E Insulating Glass Argon Non High Altitude Hardware Options: Virago, Oil Rubbed Bronze, Order Handle Set, Multipoint Lock, No Integrated Sensor Screen: No Screen Performance Information: U-Factor 0.29, SHGC 0.19, VLT 0.33, CPD PEL-N-218-04199-00001, Performance Class LC, PG 55, Calculated Positive DP Rating 55, Calculated Negative DP Rating 70, Year Rated 11 Grille: ILT, No Custom Grille, 7/8", Traditional (3W5H / 3W5H), Putty Glaze, Ogee Wrapping Information: Foldout Fins, Factory Applied, No Exterior Trim, 7 3/16", 8 1/2", Factory Applied, Pella Recommended Clearance, Perimeter Length = 334".</p>	

Thank You For Your Interest In Pella® Products

PELLA WARRANTY:

Pella products are covered by Pella's limited warranties in effect at the time of sale. All applicable product warranties are incorporated into and become a part of this contract. Please see the warranties for complete details, taking special note of the two important notice sections regarding installation of Pella products and proper management of moisture within the wall system. Neither Pella Corporation nor the Seller will be bound by any other warranty unless specifically set out in this contract. However, Pella Corporation will not be liable for branch warranties which create obligations in addition to or obligations which are inconsistent with Pella written warranties.

Clear opening (egress) information does not take into consideration the addition of a Rolscreen [or any other accessory] to the product. You should consult your local building code to ensure your Pella products meet local egress requirements.

Per the manufacturer's limited warranty, unfinished mahogany exterior windows and doors must be finished upon receipt prior to installing and refinished annually, thereafter. Variations in wood grain, color, texture or natural characteristics are not covered under the limited warranty.

INSYNCTIVE PRODUCTS: In addition, Pella Insynctive Products are covered by the Pella Insynctive Products Software License Agreement and Pella Insynctive Products Privacy Policy in effect at the time of sale, which can be found at [Insynctive.pella.com](https://www.pella.com). By installing or using Your Insynctive Products you are acknowledging the Insynctive Software Agreement and Privacy Policy are part of the terms of sale.

Notice of Collection of Personal Information: We may collect your personal information when you interact with us. Under the California Consumer Privacy Act (CCPA), California residents have specific rights to request this information, request to delete this information, and opt out of the sharing or sale of this information to third parties. To learn more about our collection practices and your rights under the CCPA please visit our link <https://www.pella.com/california-rights-policy/> at [pella.com](https://www.pella.com).

ARBITRATION AND CLASS ACTION WAIVER ("ARBITRATION AGREEMENT")

YOU and Pella and its subsidiaries and the Pella Branded Distributor **AGREE TO ARBITRATE DISPUTES ARISING OUT OF OR RELATING TO YOUR PELLA PRODUCTS (INCLUDES PELLA GOODS AND PELLA SERVICES) AND WAIVE THE RIGHT TO HAVE A COURT OR JURY DECIDE DISPUTES. YOU WAIVE ALL RIGHTS TO PROCEED AS A MEMBER OR REPRESENTATIVE OF A CLASS ACTION, INCLUDING CLASS ARBITRATION, REGARDING DISPUTES ARISING OUT OF OR RELATING TO YOUR PELLA PRODUCTS.** You may opt out of this Arbitration Agreement by providing notice to Pella no later than ninety (90) calendar days from the date You purchased or otherwise took ownership of Your Pella Goods. To opt out, You must send notice by e-mail to pellawebsupport@pella.com, with the subject line: "Arbitration Opt Out" or by calling (877) 473-5527. Opting out of the Arbitration Agreement will not affect the coverage provided by any applicable limited warranty pertaining to Your Pella Products. For complete information, including the full terms and conditions of this Arbitration Agreement, which are incorporated herein by reference, please visit www.pella.com/arbitration or e-mail to pellawebsupport@pella.com, with the subject line: "Arbitration Details" or call (877) 473-5527. D'ARBITRAGE ET RENONCIATION AU RECOURS COLLECTIF ("convention d'arbitrage") EN FRANÇAIS SEE PELLA.COM/ARBITRATION. DE ARBITRAJE Y RENUNCIA COLECTIVA ("acuerdo de arbitraje") EN ESPAÑOL VER PELLA.COM/ARBITRATION.

Seller shall not be held liable for failure or delay in the performance of its obligations under this Agreement, if such performance is hindered or delayed by the occurrence of an act or event beyond the Seller's reasonable control (force majeure event), including but not limited to earthquakes, unusually severe weather and other Acts of God, fire, strikes and labor unrest, epidemics, riots, war, civil unrest, and government interventions. Seller shall give timely notice of a force majeure event and take such reasonable action to mitigate the impacts of such an event.

Product Performance Information:

U-Factor, Solar Heat Gain Coefficient (SHGC), and Visible Light Transmittance (VLT) are certified by the National Fenestration Rating Council (NFRC).

For more information regarding the finishing, maintenance, service and warranty of all Pella® products, visit the Pella® website at www.pella.com

Manufacturer stipulates that these ratings conform to applicable NFRC procedures for determining whole product performance. NFRC ratings are determined for a fixed set of environmental conditions and a specific product size. NFRC does not recommend any products and does not warrant the suitability of any product for any specific use.

Design Pressure (DP), Performance Class, and Performance Grade (PG) are certified by a third party organization, in many cases the Window and Door Manufacturers Association (WDMA). The certification requires the performance of at least one product of the product line to be tested in accordance with the applicable performance standards and verified by an independent party. The certification indicates that the product(s) of the product line passed the applicable tests. The certification does not apply to mulled and/or product combinations unless noted. Actual product results will vary and change over the products life.

For more performance information along with information on Florida Product Approval System (FPAS) Number and Texas Dept. of Insurance (TDI) number go to www.pella.com/performance.

TERMS & CONDITIONS:

PRODUCT VERIFICATION: Preliminary quote based on unit sizes and attributes per information and/or floor plan/elevation detail provided to Pella Corporate Accounts. It is the responsibility of the architect, general contractor and/or owner to verify accuracy of quantities, frame sizes, and attributes before ordering.

QUOTE/PROPOSAL EXPIRATION: Pricing on all quotes/proposals is valid for 90 days only from the date on that quote/proposal. On day 91 and after, the quote/proposal will need to be updated to reflect any changes in pricing or product that have occurred since the previous quote/proposal.

REVISIONS / CANCELLATIONS: These windows and doors are built specifically for your customer. All revisions or cancellations to an order must be made within 48 hours after a purchase order has been issued to Pella Corporate Accounts. After the 48 hour time period, the products will be manufactured and sold per the original agreement.

RETURNS: All sales are final. Product(s) are non-returnable.

SHORTAGES / DAMAGES: The customer agrees to carefully check all product(s) upon delivery and notate all shortages and damage on the delivery ticket.

All shortages and damage must be reported to Pella Corporate Accounts immediately at 1-641-621-5900 or PellaCorpAccounts@Pella.com

STORAGE: Any Pella window &/or door order held by the local delivery company in their warehouse for more than 25 days past the original agreed upon delivery date will be subject to:

- The order will be invoiced prior to delivery and standard payment terms applied.
- Storage fees assessed by the local delivery company will be invoiced to your account.

WARRANTIES:

Seller makes no warranties, express or implied, including all WARRANTIES OF MERCHANTABILITY AND FITNESS FOR A PARTICULAR PURPOSE. Only manufacturer's written limited warranties apply.

SAFETY GLAZING AND CODE COMPLIANCE: Claims arising from miss-applicability of building and/or safety glazing codes will be the sole liability of contractor or customer who accepted this order as specified.

TAXES: Taxes are not included if not shown in the pricing.

PAYMENT TERMS: 1% 15 days, net 30 days from date of invoice by Pella Corporation.

FINANCE CHARGES: 1.5% will be assessed monthly on all overdue balances.

OTHER:

- Graphics are viewed from outside and are not to scale.

For more information regarding the finishing, maintenance, service and warranty of all Pella® products, visit the Pella® website at www.pella.com

- Products are provided as described herein and are not based on plans or specifications.
- Glass cleaning and protection from mortar, etc., are not Pella's or seller's responsibility.
- **California Residents only:**
 - Pella Impervia products can expose you to chemicals including styrene, which is known to the State of California to cause cancer. For more information, go to www.P65Warnings.ca.gov <<http://www.P65Warnings.ca.gov>>
 - Pella wood products can expose you to chemicals including wood dust and cadmium, which are known to the State of California to cause cancer and reproductive harm. For more information, go to www.P65Warnings.ca.gov <<http://www.P65Warnings.ca.gov>>

